

PENTA⁺ PremiumTM

Incredible Power for Small Body

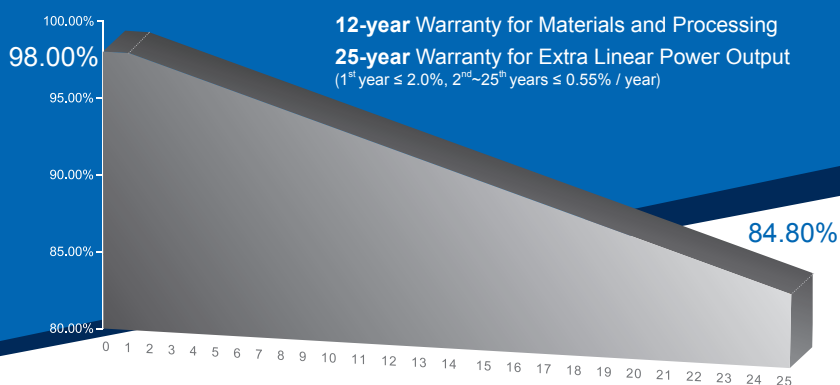


* Optional: silver frame

330W~350W

Monocrystalline PV Module

CHSM60M-HC Series (158.75)



KEY FEATURES

- OUTPUT POSITIVE TOLERANCE**
 GUARANTEED 0~+5W POSITIVE TOLERANCE ENSURES POWER OUTPUT RELIABILITY.
- INNOVATIONAL HALF-CELL TECHNOLOGY**
 IMPROVES THE MODULE OUTPUT, DECREASES THE RISK OF MICRO-CRACK, ENHANCES THE MODULE RELIABILITY.
- INNOVATIVE PERC CELL TECHNOLOGY**
 EXCELLENT CELL EFFICIENCY AND OUTPUT.
- REDUCE SHADOW LOSS**
 EFFECTIVELY REDUCES THE EFFECT OF SHADOW ON THE MODULE SURFACE.
- REDUCE INTERNAL MISMATCH LOSS**
 REDUCES MISMATCH LOSS AND IMPROVES OUTPUT.
- PASSED HAIL TEST**
 CERTIFIED TO HAIL RESISTANCE: ICE BALL SIZE (D=25MM) AND ICE BALL VELOCITY (V=23M/S).
- PID RESISTANCE**
 EXCELLENT PID RESISTANCE AT 96 HOURS (@85°C /85%) TEST, AND ALSO CAN BE IMPROVED TO MEET HIGHER STANDARDS FOR THE PARTICULARLY HARSH ENVIRONMENT.

COMPREHENSIVE CERTIFICATES



First solar company which passed the TUV Nord IEC/TS 62941 certification audit.



ASTRONERGY
A CHNT COMPANY

ELECTRICAL SPECIFICATIONS

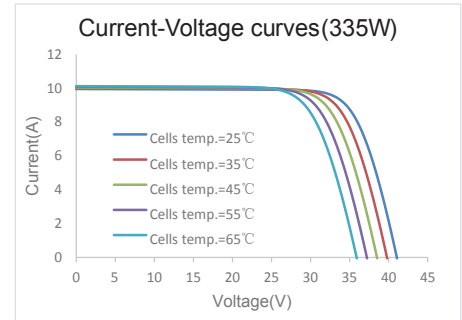
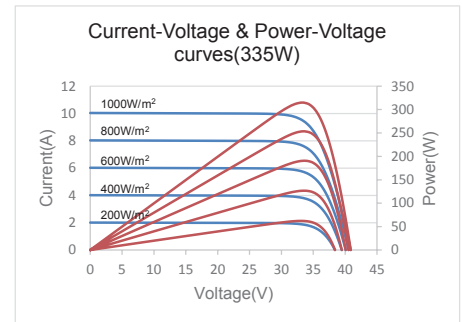
STC rated output (P_{mpp})*	330 Wp	335 Wp	340 Wp	345 Wp	350 Wp
Rated voltage (V_{mpp}) at STC	34.17 V	34.44 V	34.69 V	34.96 V	35.22 V
Rated current (I_{mpp}) at STC	9.66 A	9.73 A	9.80 A	9.87 A	9.94 A
Open circuit voltage (V_{oc}) at STC	41.32 V	41.61 V	41.88 V	42.16 V	42.44 V
Short circuit current (I_{sc}) at STC	10.14 A	10.22 A	10.30 A	10.38 A	10.46 A
Module efficiency	19.5%	19.8%	20.1%	20.3%	20.6%
Rated output (P_{mpp}) at NMOT	246.1 Wp	249.8 Wp	253.5 Wp	257.3 Wp	261.0 Wp
Rated voltage (V_{mpp}) at NMOT	31.85 V	32.10 V	32.35 V	32.59 V	32.83 V
Rated current (I_{mpp}) at NMOT	7.73 A	7.78 A	7.84 A	7.89 A	7.95 A
Open circuit voltage (V_{oc}) at NMOT	38.85 V	39.12 V	39.37 V	39.64 V	39.90 V
Short circuit current (I_{sc}) at NMOT	8.16 A	8.22 A	8.28 A	8.35 A	8.41 A
Temperature coefficient (P_{mpp})	- 0.34%/°C				
Temperature coefficient (I_{sc})	+0.04%/°C				
Temperature coefficient (V_{oc})	- 0.27%/°C				
Nominal module operating temperature (NMOT)	44±2°C				
Maximum system voltage (IEC/UL)	1500V _{DC}				
Number of diodes	3				
Junction box IP rating	IP 68				
Maximum series fuse rating	20 A				

* Measurement tolerance +/- 3%

STC: Irradiance 1000W/m², Cell Temperature 25°C, AM=1.5

NMOT: Irradiance 800W/m², Ambient Temperature 20°C, AM=1.5, Wind Speed 1m/s

CURVE



MECHANICAL SPECIFICATIONS

Outer dimensions (L x W x H)	1692 x 1002 x 35 mm
Frame technology	Aluminum, black / silver anodized
Module composition	Glass / EVA / Backsheet (white)
Front glass thickness	3.2 mm
Cable length (IEC/UL)	Portrait: 350 mm Landscape: 1100 mm
Cable diameter (IEC/UL)	4 mm ² / 12 AWG
① Maximum mechanical test load	5400 Pa (front) / 2400 Pa (back)
Fire performance (IEC/UL)	Class C (IEC) or Type 1 (UL)
Connector type (IEC/UL)	MH5

① Refer to Astronergy crystalline installation manual or contact technical department.
Maximum Mechanical Test Load=1.5×Maximum Mechanical Design Load.

PACKING SPECIFICATIONS

① Weight (module only)	19.1 kg
② Packing unit	31 pcs / box
Weight of packing unit (for 40'HQ container)	631 kg
Number of modules per 40'HQ container	806 pcs

① Tolerance +/- 1.0kg
② Subject to sales contract

MODULE DIMENSION DETAILS

