


PENTA⁺ Premium M6TM

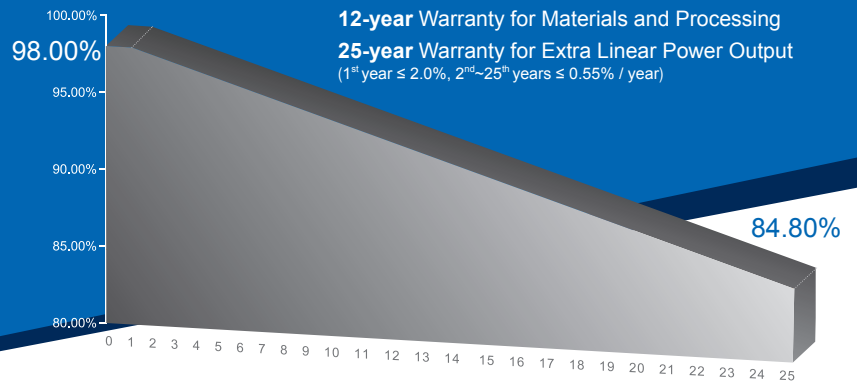
Incredible Power for Small Body



360W~380W

Monocrystalline PV Module

CHSM60M-HC Series (166)



KEY FEATURES

- OUTPUT POSITIVE TOLERANCE**
 GUARANTEED 0~+5W POSITIVE TOLERANCE ENSURES POWER OUTPUT RELIABILITY.
- INNOVATIONAL HALF-CELL TECHNOLOGY**
 IMPROVES THE MODULE OUTPUT, DECREASES THE RISK OF MICRO-CRACK, ENHANCES THE MODULE RELIABILITY.
- INNOVATIVE PERC CELL TECHNOLOGY**
 EXCELLENT CELL EFFICIENCY AND OUTPUT.
- REDUCE SHADOW LOSS**
 EFFECTIVELY REDUCES THE EFFECT OF SHADOW ON THE MODULE SURFACE.
- REDUCE INTERNAL MISMATCH LOSS**
 REDUCES MISMATCH LOSS AND IMPROVES OUTPUT.
- PASSED HAIL TEST**
 CERTIFIED TO HAIL RESISTANCE: ICE BALL SIZE (D=25MM) AND ICE BALL VELOCITY (V=23M/S).
- Anti PID RESISTANCE**
 EXCELLENT PID RESISTANCE AT 96 HOURS (@85°C /85%) TEST, AND ALSO CAN BE IMPROVED TO MEET HIGHER STANDARDS FOR THE PARTICULARLY HARSH ENVIRONMENT.

COMPREHENSIVE CERTIFICATES



First solar company which passed the TUV Nord IEC/TS 62941 certification audit.



ASTRONERGY
A CHNT COMPANY

ELECTRICAL SPECIFICATIONS

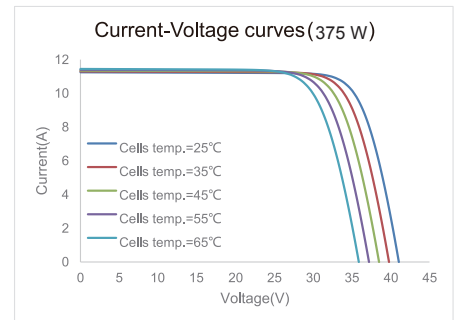
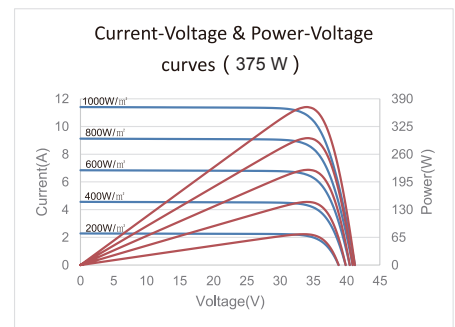
STC rated output (P_{mpp})*	370 Wp	375 Wp	380 Wp
Rated voltage (V_{mpp}) at STC	33.98 V	34.28 V	34.51 V
Rated current (I_{mpp}) at STC	10.89 A	10.94 A	11.01 A
Open circuit voltage (V_{oc}) at STC	40.75 V	41.05 V	41.34 V
Short circuit current (I_{sc}) at STC	11.35 A	11.42 A	11.49 A
Module efficiency	20.3%	20.6%	20.9%
Rated output (P_{mpp}) at NMOT	275.9 Wp	279.6 Wp	283.4 Wp
Rated voltage (V_{mpp}) at NMOT	31.68 V	31.96 V	32.18 V
Rated current (I_{mpp}) at NMOT	8.71 A	8.75 A	8.81 A
Open circuit voltage (V_{oc}) at NMOT	38.31 V	38.59 V	38.87 V
Short circuit current (I_{sc}) at NMOT	9.13 A	9.19 A	9.24 A
Temperature coefficient (P_{mpp})	- 0.34%/°C		
Temperature coefficient (I_{sc})	+0.04%/°C		
Temperature coefficient (V_{oc})	- 0.27%/°C		
Nominal module operating temperature (NMOT)	44±2°C		
Maximum system voltage (IEC/UL)	1500V _{DC}		
Number of diodes	3		
Junction box IP rating	IP 68		
Maximum series fuse rating	20 A		

* Measurement tolerance +/- 3%

STC: Irradiance 1000W/m², Cell Temperature 25°C, AM=1.5

NMOT: Irradiance 800W/m², Ambient Temperature 20°C, AM=1.5, Wind Speed 1m/s

CURVE



PACKING SPECIFICATIONS

① Weight (module only)	20.0 kg
② Packing unit	31 pcs / box
Weight of packing unit (for 40'HQ container)	661 kg
Number of modules per 40'HQ container	806 pcs

① Tolerance +/- 1.0kg

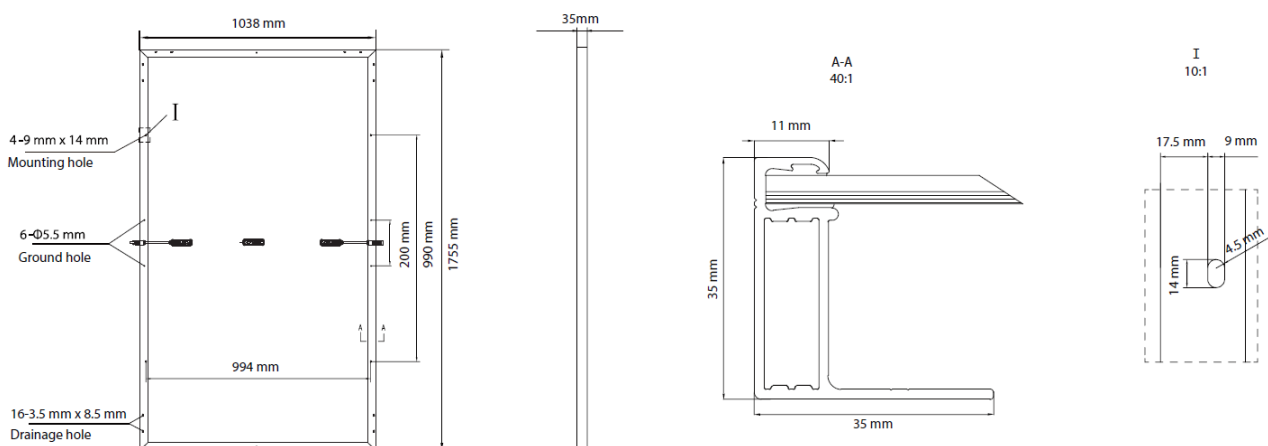
② Subject to sales contract

MECHANICAL SPECIFICATIONS

Outer dimensions (L x W x H)	1755 x 1038 x 35 mm
Frame technology	Aluminum, silver anodized
Module composition	Glass / EVA / Backsheet (white)
Front glass thickness	3.2 mm
Cable length (IEC/UL)	1200 mm
Cable diameter (IEC/UL)	4 mm ² / 12 AWG
① Maximum mechanical test load	5400 Pa (front) / 2400 Pa (back)
Fire performance (IEC/UL)	Class C (IEC) or Type 1 (UL)
Connector type (IEC/UL)	Chint HCB40

① Refer to Astronergy crystalline installation manual or contact technical department.
Maximum Mechanical Test Load=1.5×Maximum Mechanical Design Load.

MODULE DIMENSION DETAILS



© Chint Solar (Zhejiang) Co., Ltd. Reserves the right of final interpretation. please contact our company to use the latest version for contract.